


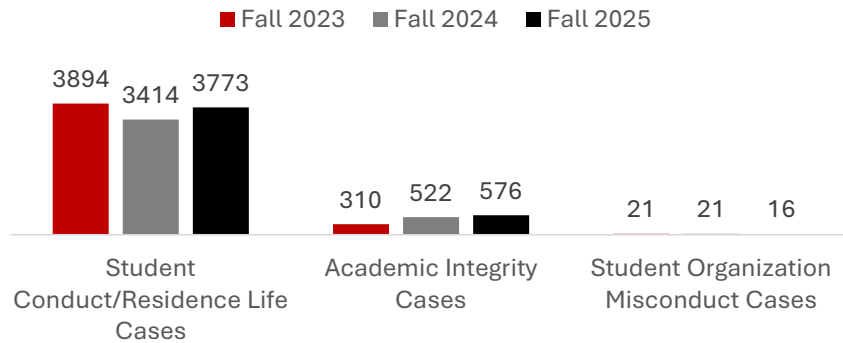
Office of Student Conduct & Conflict Resolution Services (OSC-CRS) Dashboard Fall Semester Data Comparison

FALL 2025

(August 24, 2025 – December 31, 2025)

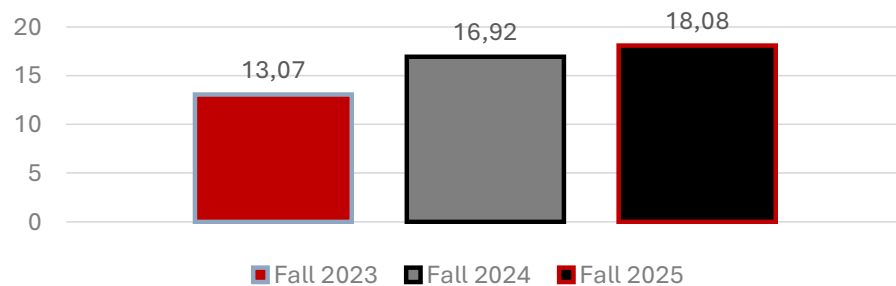


Number of Cases



The number of cases from FA 24 3957 to FA 25 4365 increased by 10.3%. There continues to be an increase in academic integrity cases.

Student Conduct Case Creation to Adjudication



The number of days between Case Creation and Adjudication falls slightly outside of the 14-day turnaround for cases.

Alcohol and drug trends are mixed.

Underage alcohol violations show a continued decline from 2023 to 2025 (down about 15%), suggesting some positive movement in that area. Cannabis cases dipped in 2024 but rebounded in 2025, ending slightly above 2023 levels overall. Dangerous drug cases steadily declined and dropped to zero in 2025.

Health- and safety-related responses are rising.

EMS transports increased notably each year, with a substantial overall rise (about 65% since 2023). Medical amnesty cases also remain elevated compared to 2023, despite a slight drop from their 2024 peak. This may indicate greater help-seeking and bystander intervention, but also continued high-risk situations.

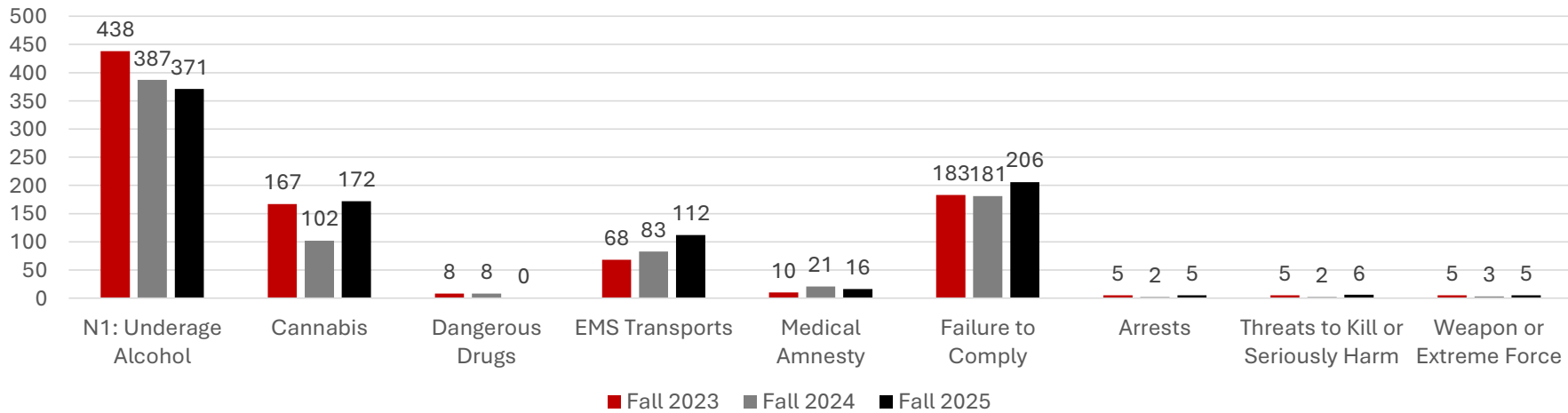
Compliance concerns persist.

Failure to comply incidents (e.g., not answering doors, providing ID, or addressing noise) remain consistently high and trended upward in 2025, reflecting an ongoing challenge area.

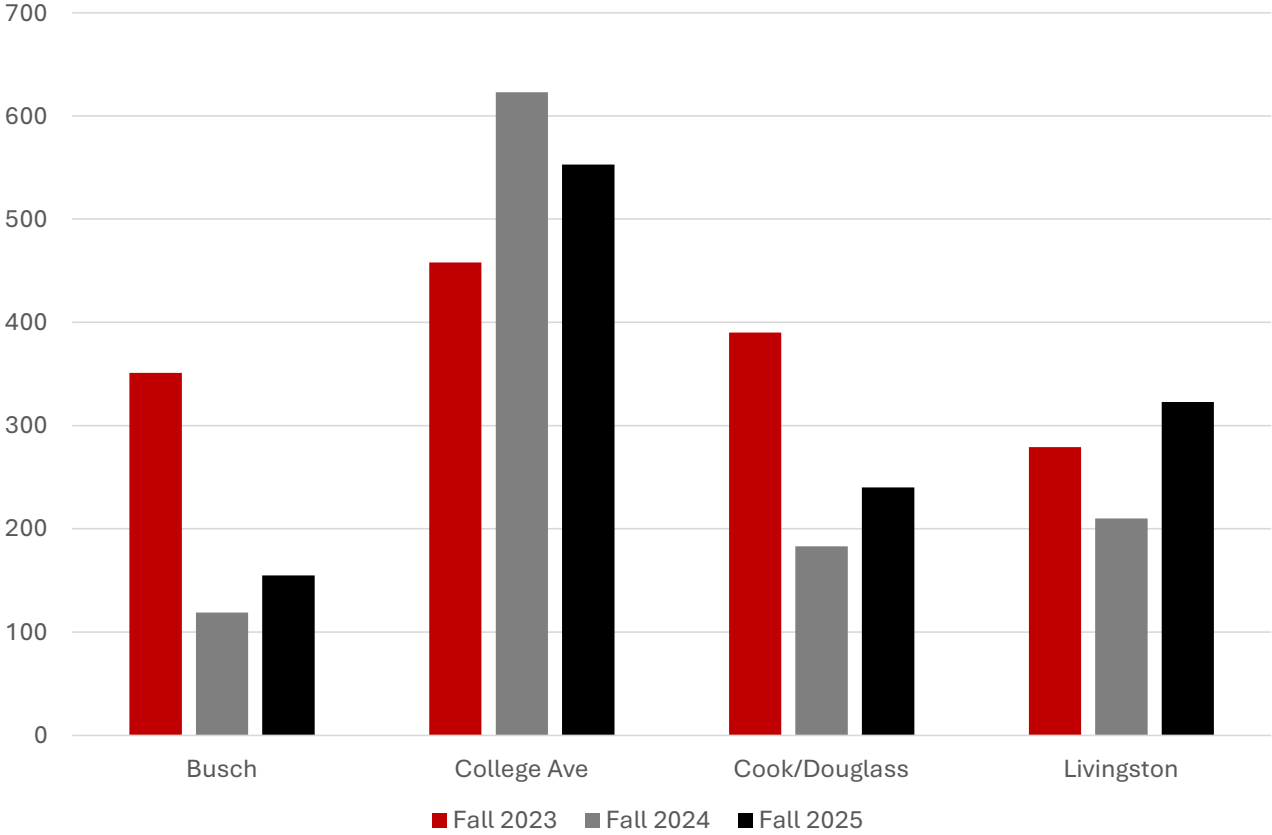
Serious incidents remain relatively low but show fluctuation.

Arrests, threats to seriously harm, and weapons/extreme force cases occur at low frequencies overall. While there are small year-to-year fluctuations and a slight uptick in threats in 2025, these incidents remain comparatively infrequent.

Incident Totals by Violation Type [Data Points of Interest] Year-over-Year



Overall Conduct Charges by Campus



Roommate Conflict Data

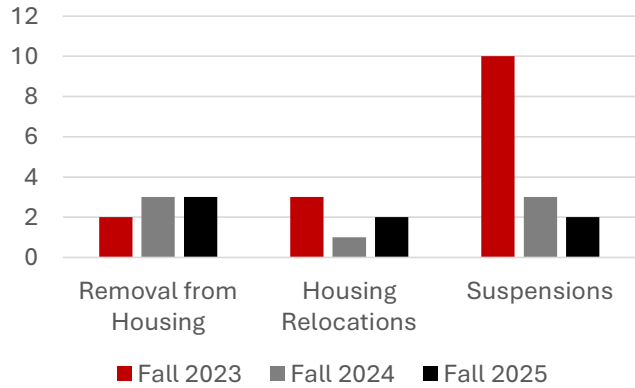
	Fall 2023	Fall 2024	Fall 2025
Roommate Conflicts	258	108	211
Roommate Conflicts, OSC Referred			146
RUPD Called	27		
Arrests	1		
Physical Misconduct	8		
Disorderly Conduct	8		
Weapons or Extreme Force	6		
Cannabis	5		1

There were more documented roommate conflicts this semester compared to the previous year. Documentation of the conflicts that are referred to OSC as conduct is now included.

There were no roommate conflicts tagged except a single Cannabis incident.

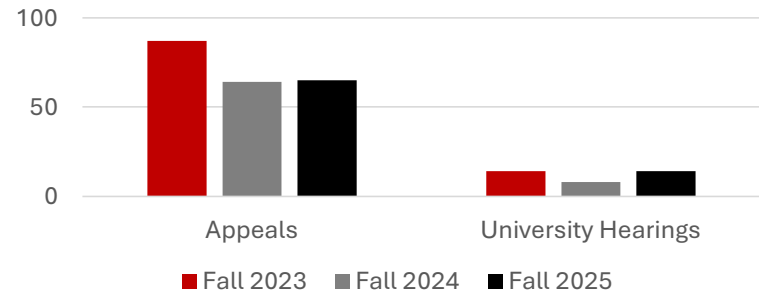


Sanctions of Interest



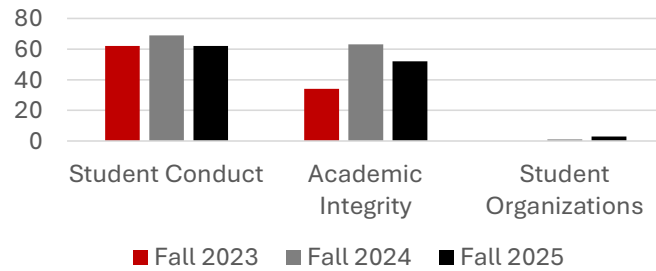
Permanent Removals have remained even as suspensions continue to decrease from Fall 2023.

University Proceedings



Students are appealing and requesting University hearings at the same levels as previous years

Recidivism Rates

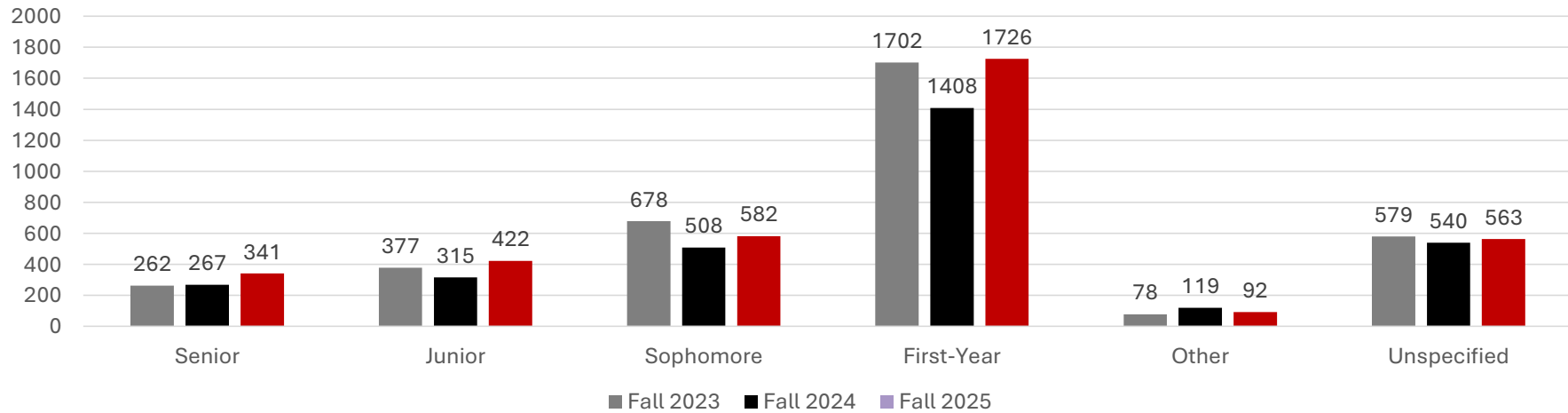


Student Conduct and Academic Integrity cases where a student has already violated both decreased this year.



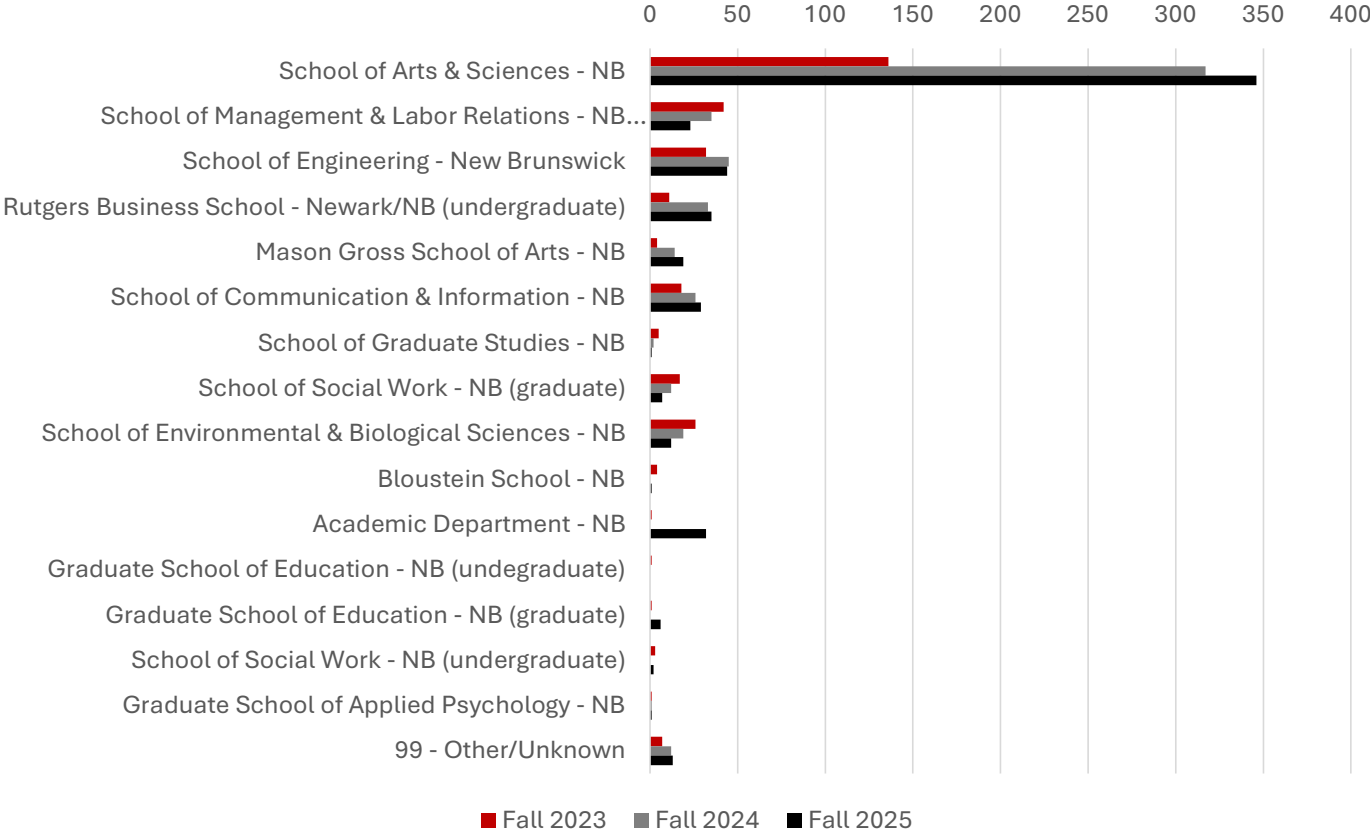
Demographic Data

Student Conduct Cases by Classification



First years continue to have the highest rate of violations and there was a 22.6% increase

Number of Academic Integrity Reports by Academic School



Violations from School of Arts and Sciences rose 9%. However, SAS is the largest school within the university system.

