
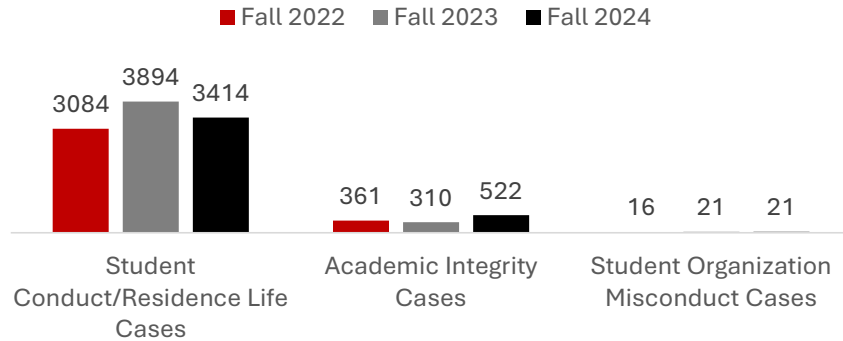


# Office of Student Conduct & Conflict Resolution Services (OSC-CRS) Dashboard Fall Semester Data Comparison

January 2025



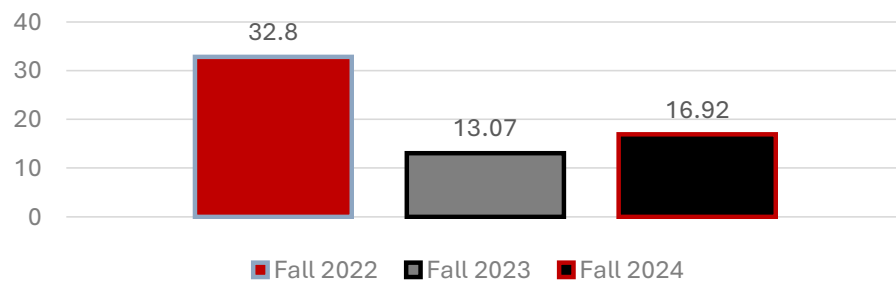
## Number of Cases



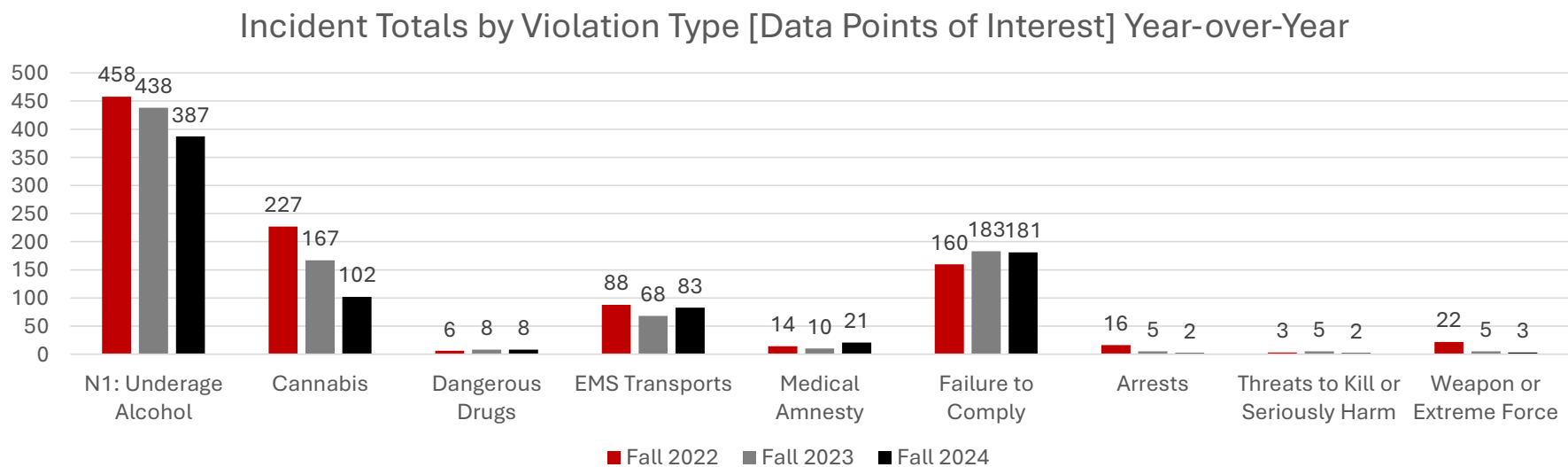
The number of cases from FA 23 to FA 24 decreased by 12%.

The number of days between Case Creation and Adjudication falls slightly outside of the 14-day turnaround for cases.

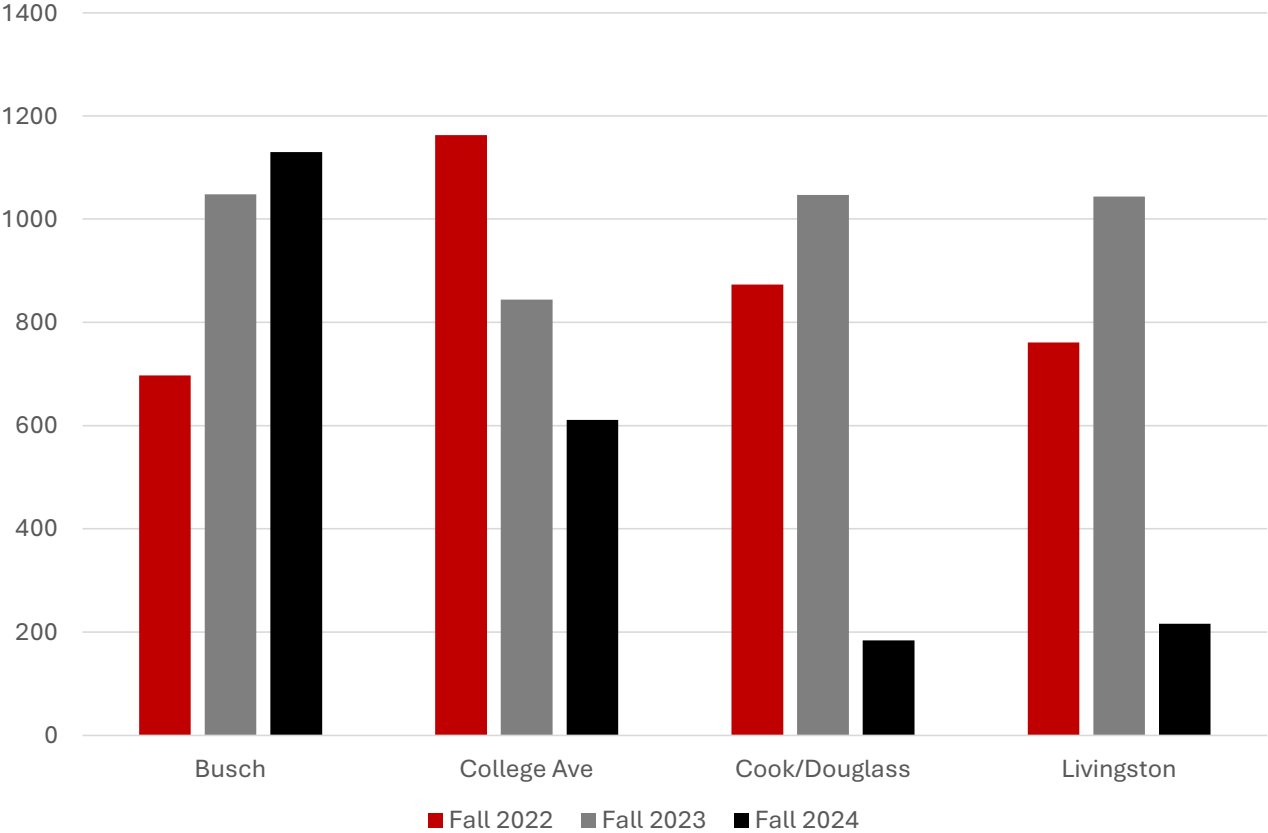
## Student Conduct Case Creation to Adjudication



Alcohol and Cannabis cases decreased by just under 12% and 39% (respectively). There is a rise in EMS and medical amnesty cases. Students are continuing to fail to comply with requests (answering doors, I.D.s, lowering noise, etc. - the list is extensive). More serious matters involving arrests, bodily threats, and extreme force saw a slight uptick but **typically** (with the exception of FA22) occur in less frequency.



Overall Conduct Charges by Campus

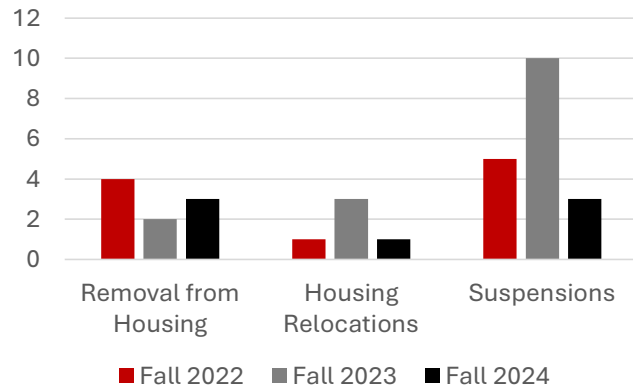


# Roommate Conflict Data

	Fall 2022	Fall 2023	Fall 2024
Roommate Conflicts	180	258	108
RUPD Called	21	27	
Arrests	4	1	
Physical Misconduct	7	8	
Disorderly Conduct	5	8	
Weapons or Extreme Force	10	6	
Cannabis	11	5	

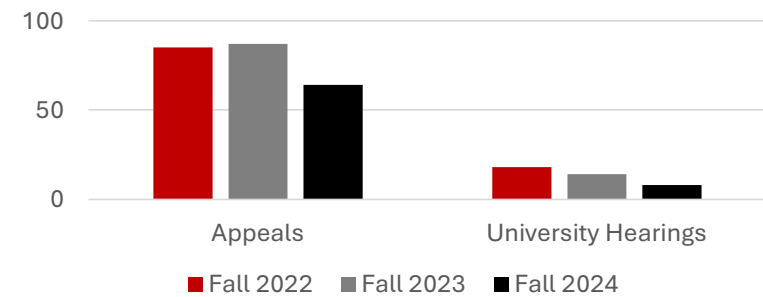
There were less documented roommate conflicts this semester compared to previous years. There are no tagged roommate conflicts as listed. Many roommate conflicts were not documented as such this year because they came to us as policy violations.

### Sanctions of Interest



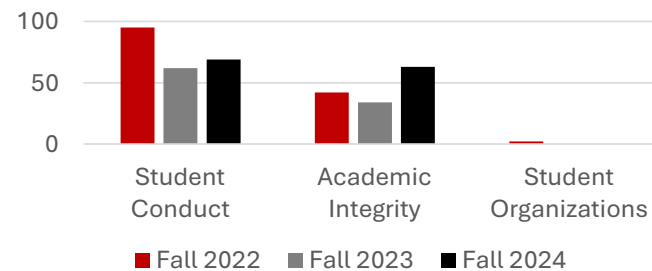
Slight uptick in permanent removals, but less relocations and suspension

### University Proceedings



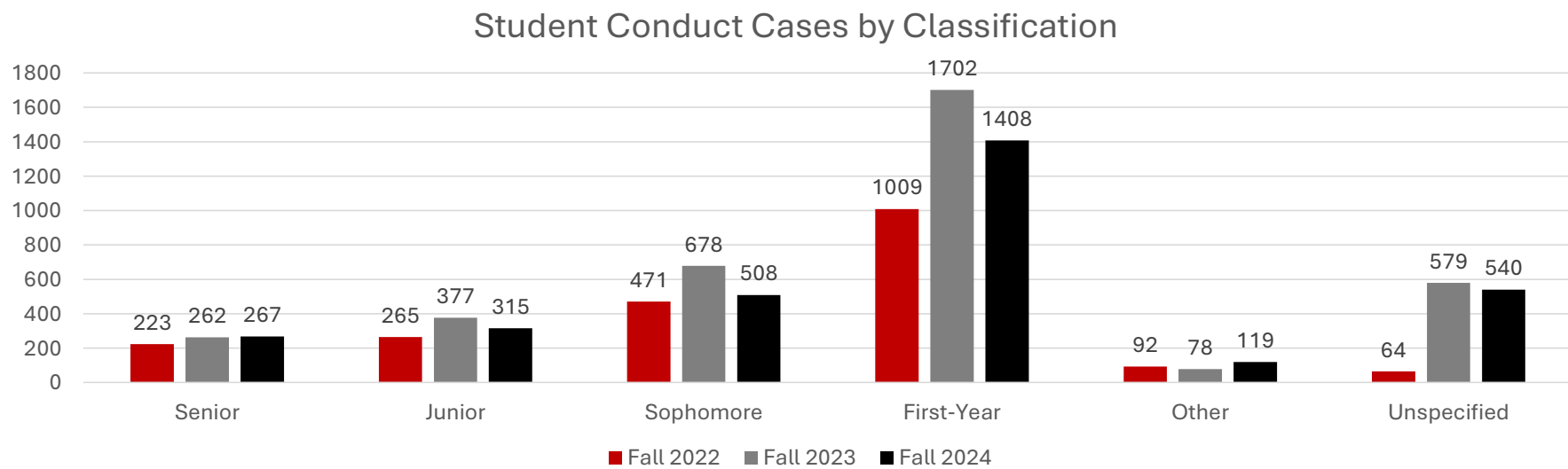
Students are still appealing – as always. Less university hearings and appeals are largely due to OSC short staffing (i.e. case manager search).

### Recidivism Rates



Student Conduct and Academic Integrity cases where a student has already violated continue to rise, although slightly.

# Demographic Data



First years continue to have the highest rate of violations although there is a 17% decrease

**Violations from  
School of Arts and  
Sciences rose 133%.  
However, SAS is the  
largest school within  
the university system.**

