



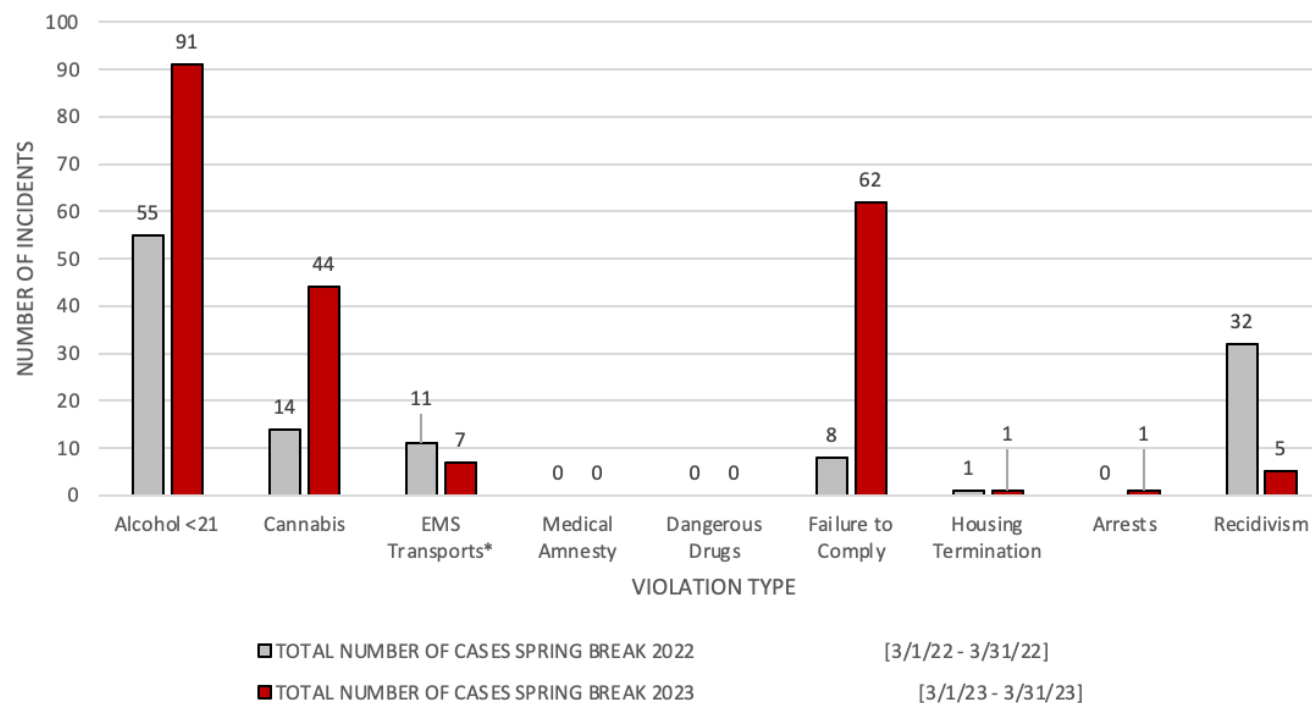
OFFICE OF STUDENT CONDUCT & CONFLICT RESOLUTION SERVICES (OSC-CRS) DASHBOARD

MARCH DATA COMPARISON



	NUMBER OF CASES		PERCENT CHANGE FROM MARCH 2022 TO MARCH 2023
	MARCH 2022 [3/1/22 - 3/31/22]	MARCH 2023 [3/1/23 - 3/31/23]	
STUDENT CONDUCT CASES	554	688	24%
ACADEMIC INTEGRITY CASES	110	74	-33%
STUDENT ORG MISCONDUCT CASES	6	0	-100%
TOTAL NUMBER OF CASES	670	762	14%

INCIDENT TOTALS BY VIOLATION TYPE [DATA POINTS OF INTEREST]
SPRING BREAK DATA - YEAR-OVER-YEAR



OSC-CRS DASHBOARD NOTES



A COMPARISON OF MARCH 2022 DATA FOUND...

- **MARCH 2023 CONDUCT CASES INCREASED BY 14%**
- **36% FEWER EMS TRANSPORTS WERE REPORTED IN MARCH 2023**
[CANNABIS RELATED TRANSPORTS REMAIN LOW: MARCH '22(2), MARCH '23(0)]
- **UNDERAGE POSSESSION/CONSUMPTION OF ALCOHOL INCREASED BY 65% IN MARCH 2023**
- **UNLAWFUL DRUG POSSESSION/CONSUMPTION INCREASED BY 214% IN MARCH 2023**
- **RECIDIVISM RATES FOR MARCH 2023 DECREASED BY 84%**
- **SPIKE IN FAILURE TO COMPLY VIOLATIONS FOR MARCH 2023**
[MARCH '22 (8), MARCH '23(62)]
- **ACADEMIC INTEGRITY CASES DECREASED BY 33% IN MARCH 2023**

MARCH 2022 REPORTING PERIOD: MARCH 1 – MARCH 31, 2022

MARCH 2023 REPORTING PERIOD: MARCH 1 – MARCH 31, 2023

CONDUCT SNAPSHOT:

Dashboard Notes

March 10-12, 2023



- **MORE THAN HALF OF ALL CONDUCT CASES IN MARCH 2023 (54% OR 371/688) OCCURRED THE WEEKEND BEFORE SPRING BREAK (3/10/23-3/12/23). A SIGNIFICANT INCREASE FROM MARCH 2022 (91/554).**
 - **LESS THAN 1% OF CONDUCT CASES IN MARCH 2023 (0.006% OR 4/688) OCCURRED THE WEEKEND AFTER SPRING BREAK (3/17-3/19/23). A SIGNIFICANT DECREASE FROM MARCH 2022 (95/554).**
-

CONDUCT SNAPSHOT:

Top Violations the Weekend Before Spring Break

FIRE SAFETY (192)

PROHIBITED ITEMS POLICY (68)

UNDERAGE POSSESSION/CONSUMPTION OF ALCOHOL (48)

FAILING TO COMPLY WITH UNIVERSITY OFFICIALS/POLICE (45)

DISRUPTING/OBSTRUCTING UNIVERSITY BUSINESS (41)

UNLAWFUL POSSESSION OF DRUGS/NARCOTICS (23)

POSSESSING PROPERTY WITHOUT CONSENT (20)

INDEPENDENT LIVING POLICY (17)

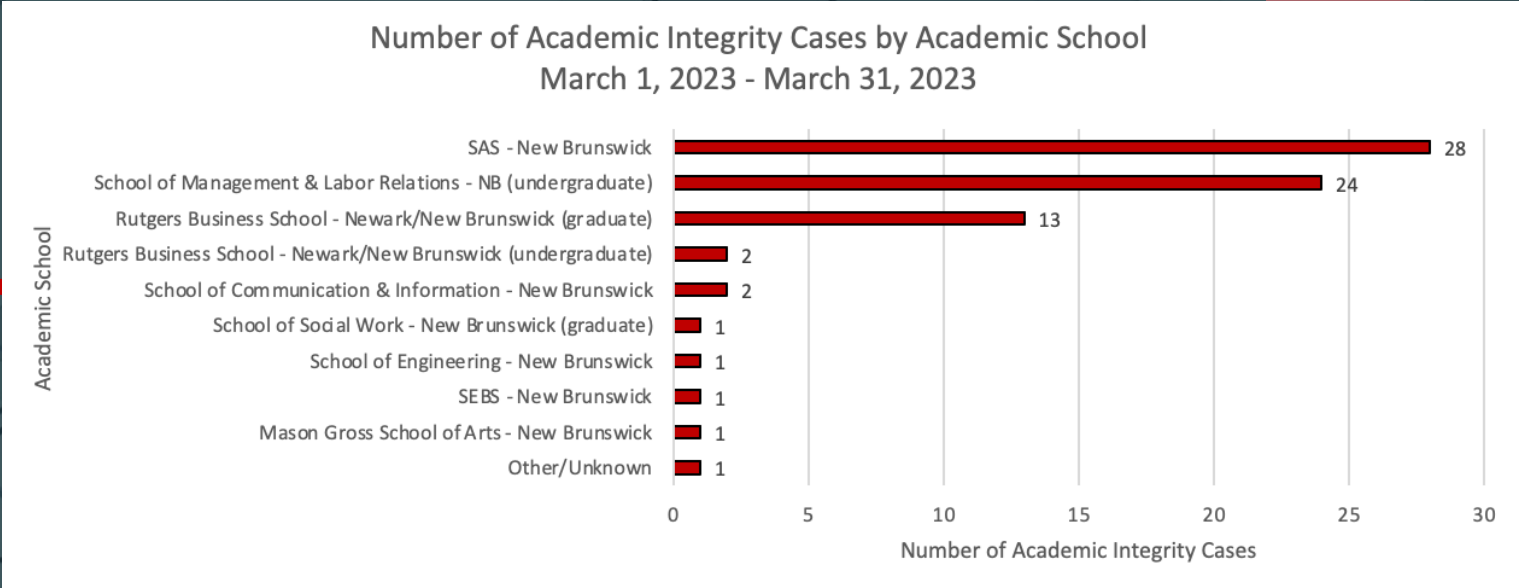
NOISE (8)



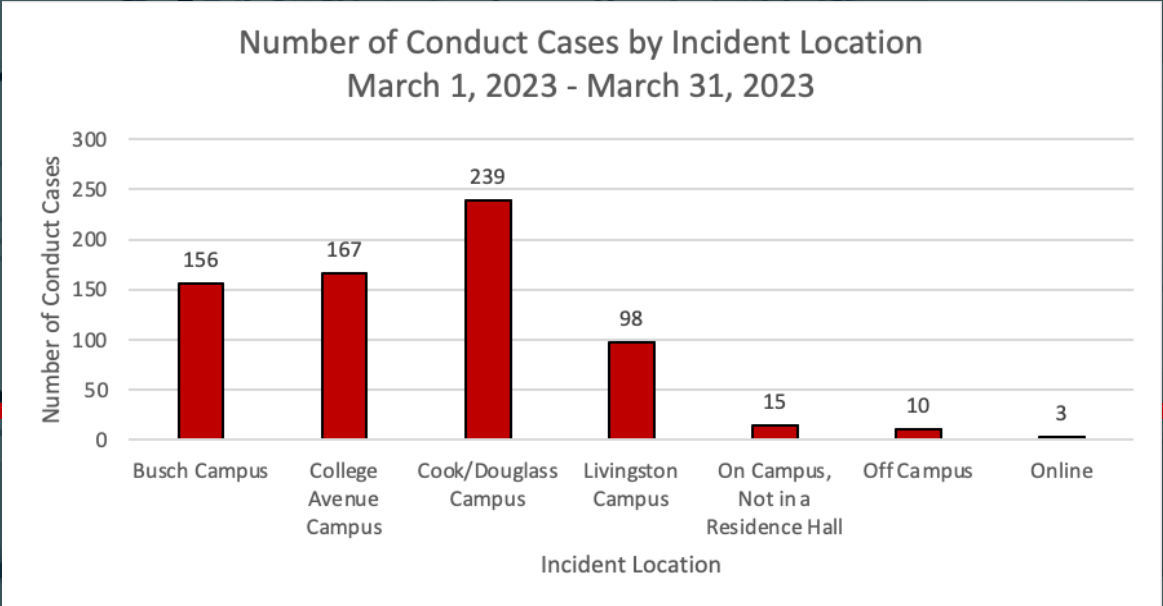
Most conduct violations were the result of closing room checks, although we also saw underage alcohol, cannabis and noise violations.

CAMPUS BREAKDOWN

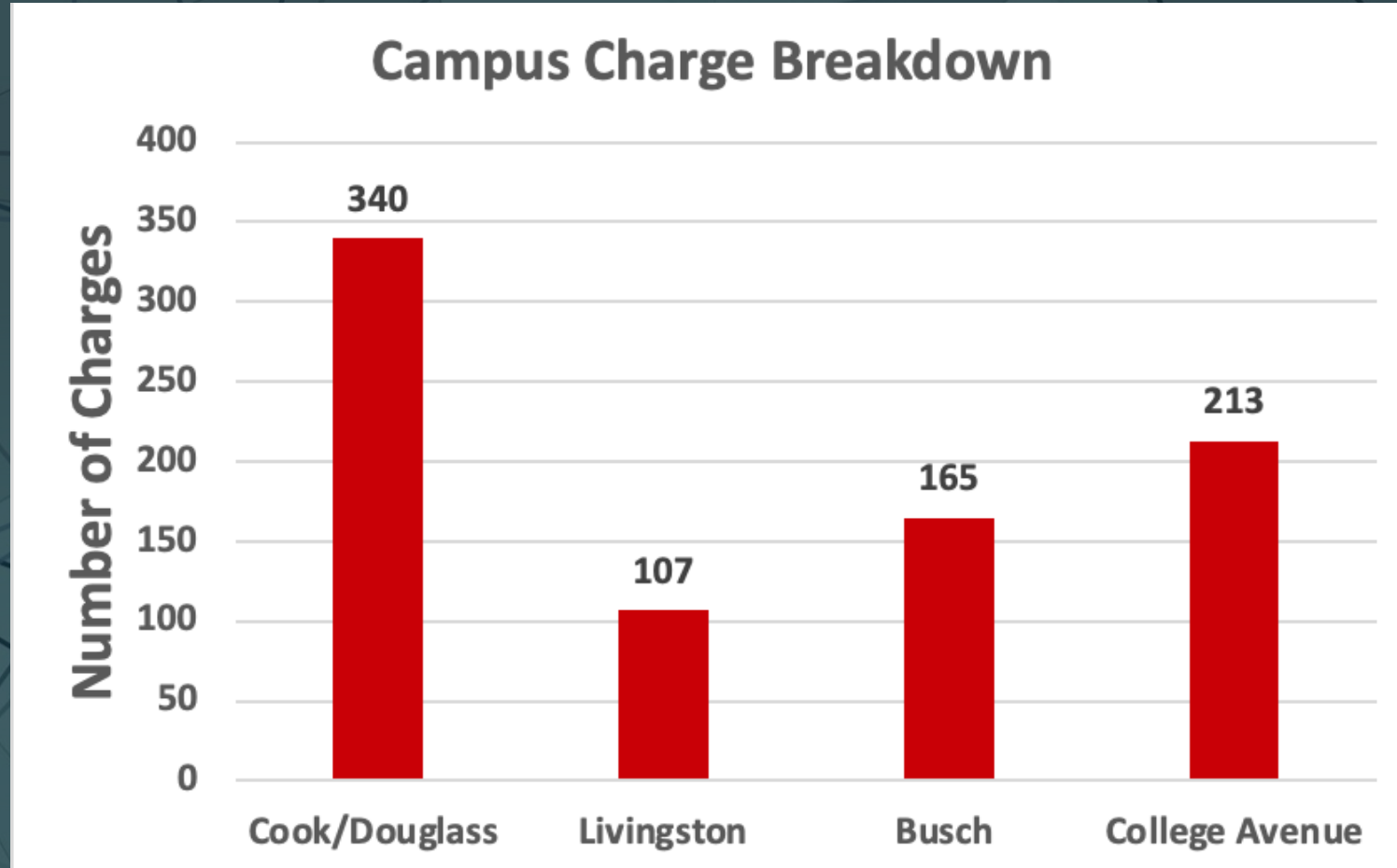
ACADEMIC INTEGRITY INCIDENT LOCATIONS



STUDENT CONDUCT INCIDENT LOCATIONS



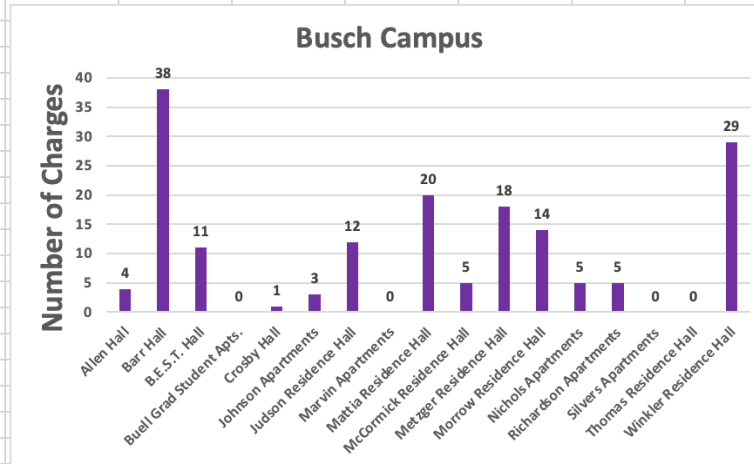
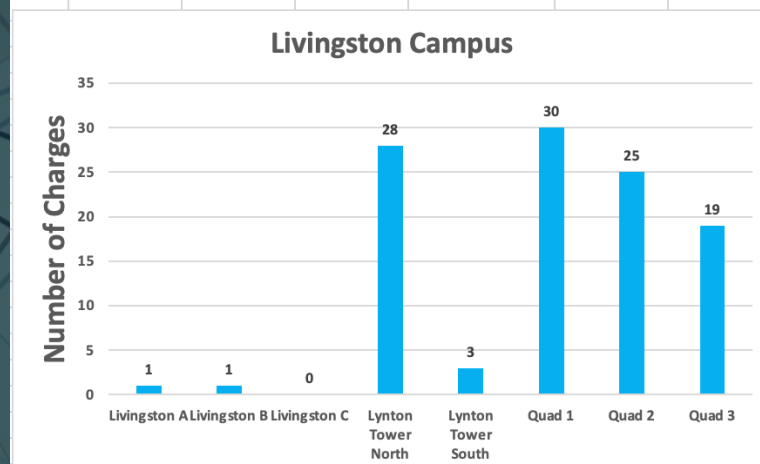
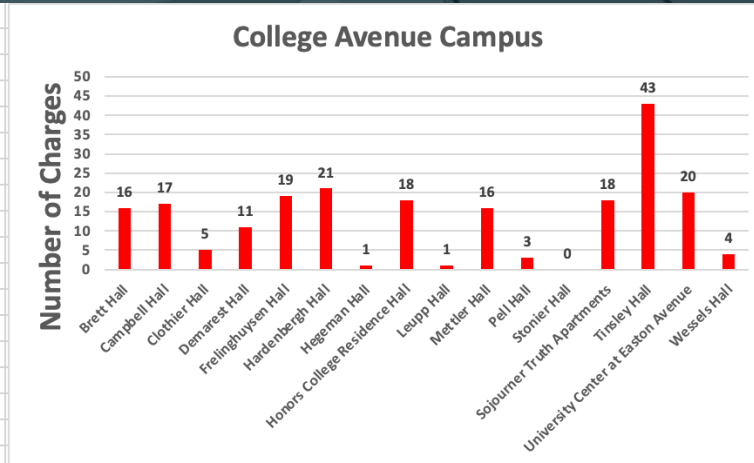
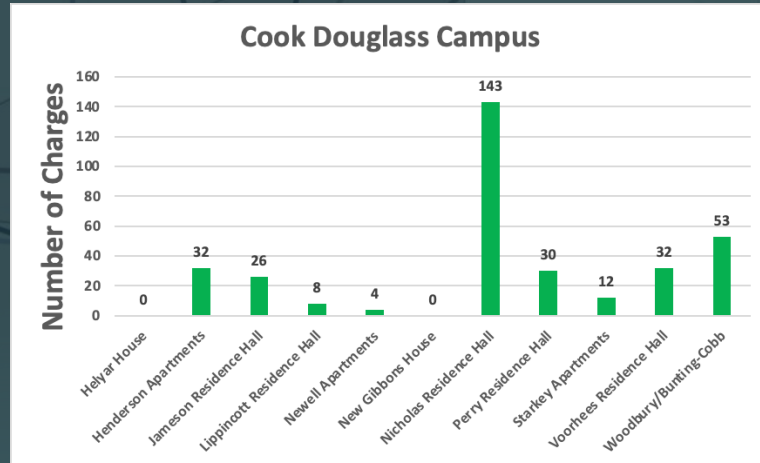
CAMPUS BREAKDOWN - CHARGES



SPRING BREAK 2023 REPORTING PERIOD:
MARCH 1 – MARCH 31, 2023

RESIDENCE HALL BREAKDOWN

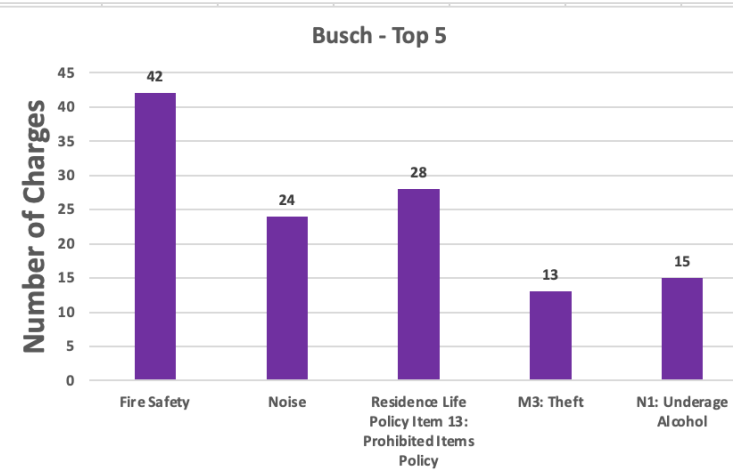
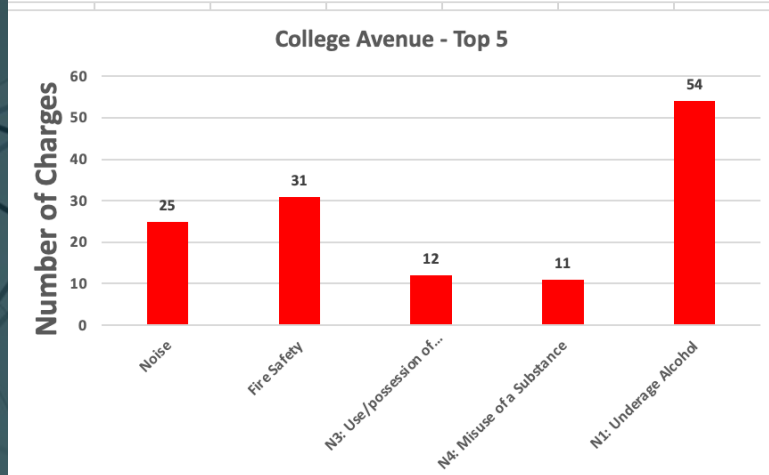
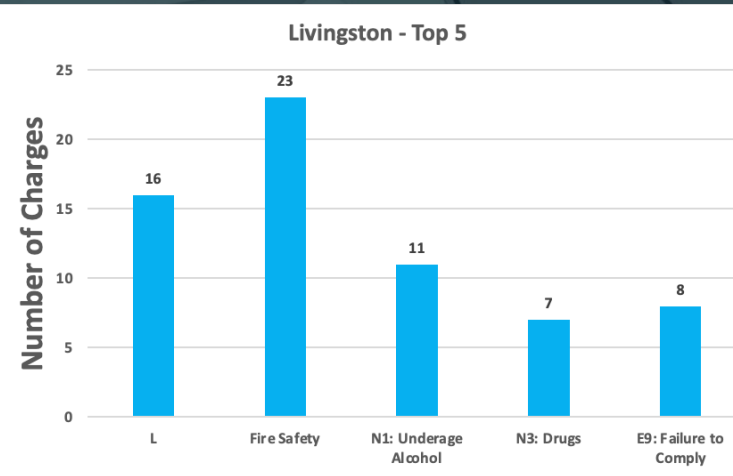
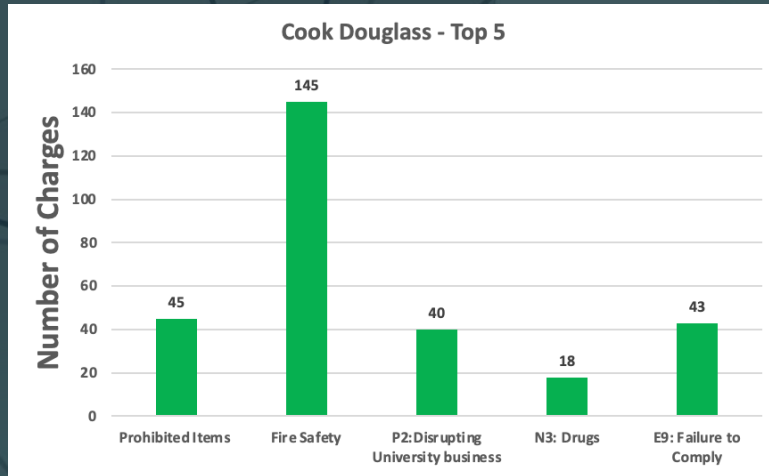
LOCATIONS OF CONDUCT INCIDENTS



SPRING BREAK 2023 REPORTING PERIOD:
MARCH 1 – MARCH 31, 2023

RESIDENCE HALL BREAKDOWN

TOP 5 POLICY VIOLATIONS



SPRING BREAK 2023 REPORTING PERIOD:
MARCH 1 – MARCH 31, 2023