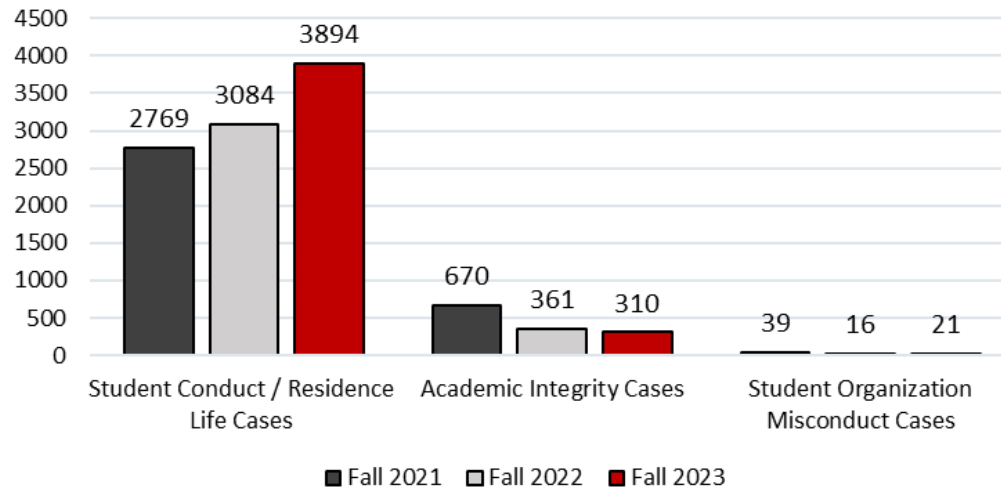


The background features a dark blue gradient with abstract financial chart elements. A white line with circular markers trends downwards from the top left. In the center, there is a large, light blue L-shaped graphic. To the right of this shape, a dark blue rectangular box contains the date 'JANUARY 2024'. Faint, semi-transparent text '289.33' is visible in the background near the L-shape.

OFFICE OF STUDENT CONDUCT & CONFLICT RESOLUTION SERVICES (OSC-CRS) DASHBOARD FALL SEMESTER DATA COMPARISON

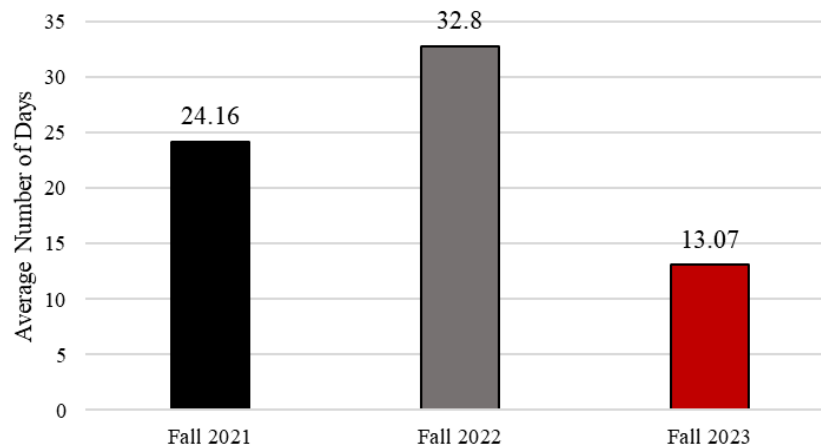
JANUARY 2024

Number of Cases



- **Student conduct cases have been steadily increasing.** In Fall 2023, the number of student conduct cases increased by 26% when compared to Fall 2022 and 41% when compared to Fall 2021.

Student Conduct Case Creation to Adjudication

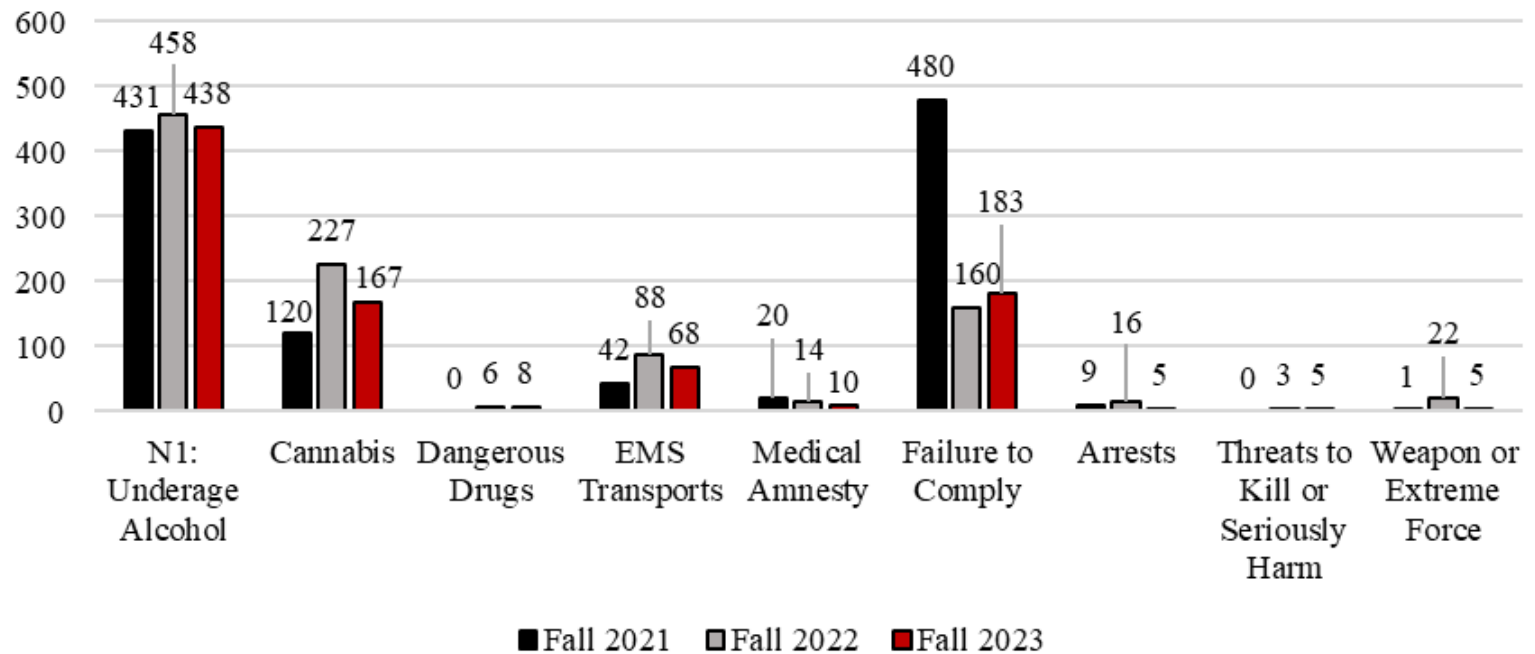


- **Student conduct cases are being adjudicated in a more timely manner.** In Fall 2023, it took an average of 13 days for a case to be adjudicated. This is a significant improvement from Fall 2022 (33 days) and Fall 2021 (24 days).



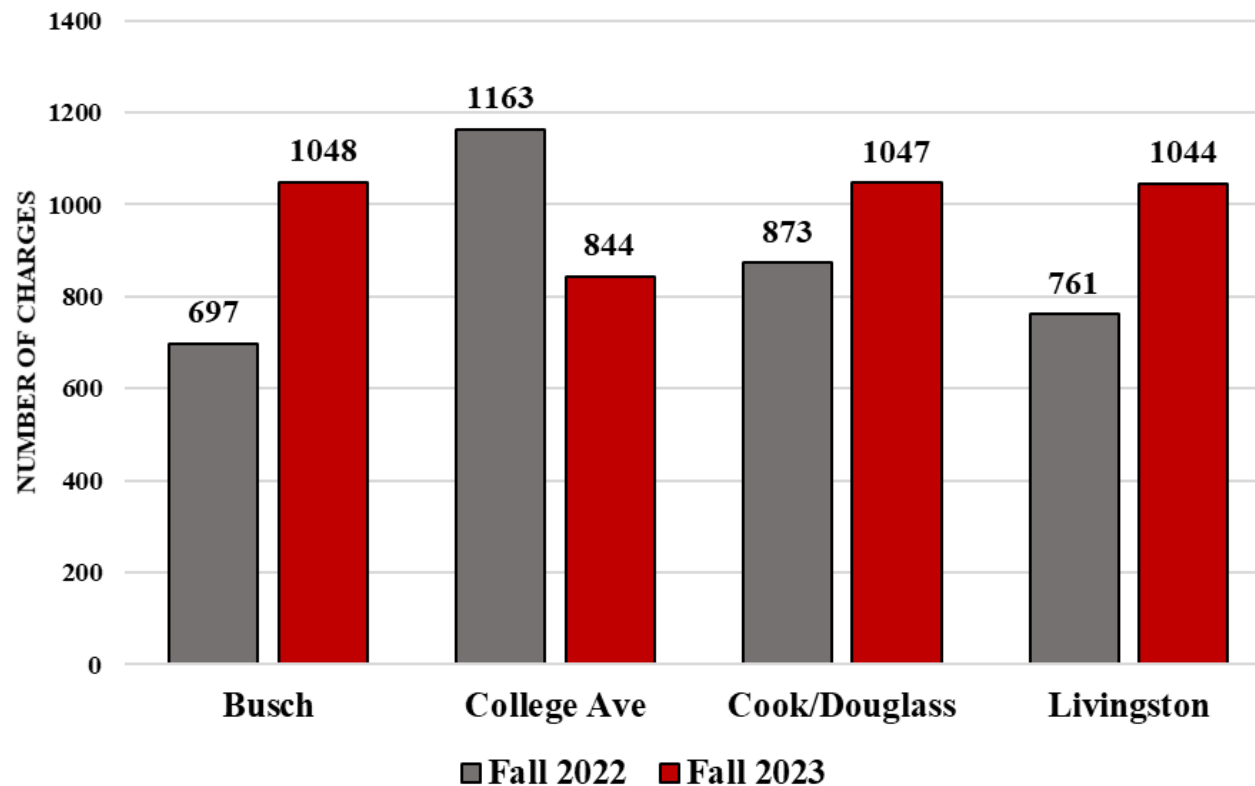
RUTGERS STUDENT AFFAIRS

Incident Totals by Violation Type [Data Points of Interest] Year-over-Year



- In Fall 2023, we observed a 23% **decrease in EMS Transports** when compared to Fall 2022.
- In Fall 2023, we observed a 26% **decrease in Cannabis violations** when compared to Fall 2022.
- **Dangerous drug incidents & incidents involving threats to kill or seriously harm have increased** marginally.
- In Fall 2023, the number of **students arrested has decreased**.

Overall Conduct Charges by Campus



- In Fall 2023, student conduct **violations decreased on College Avenue Campus** when compared to Fall 2022.
- In Fall 2023, student conduct **violations increased on Busch, Cook/Douglass, and Livingston Campuses** when compared to Fall 2022.

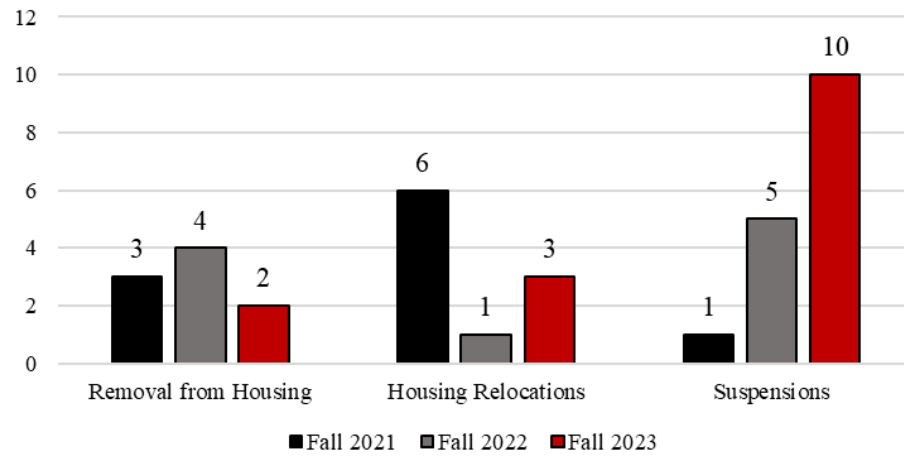


Roommate Conflict Data

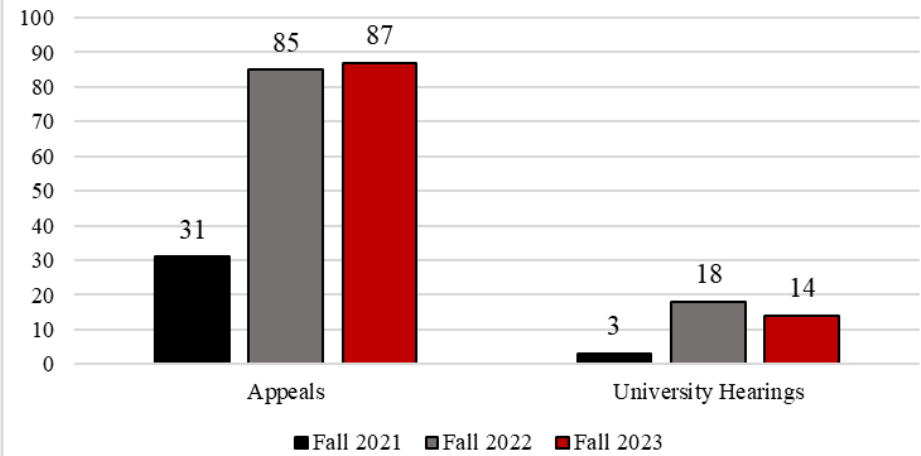
	Fall 2022	Fall 2023
Roommate Conflicts	180	258
RUPD Called	21	27
Arrests	4	1
Physical Misconduct	7	8
Disorderly Conduct	5	8
Weapons or Extreme Force	10	6
Cannabis	11	5

- In Fall 2023, the number of roommate conflict cases increased by 43% when compared to Fall 2022.
- 27 of the roommate conflicts in Fall 2023 resulted in a call to RUPD.
- 16 of the roommate conflicts in Fall 2023 involved physical misconduct or disorderly conduct.

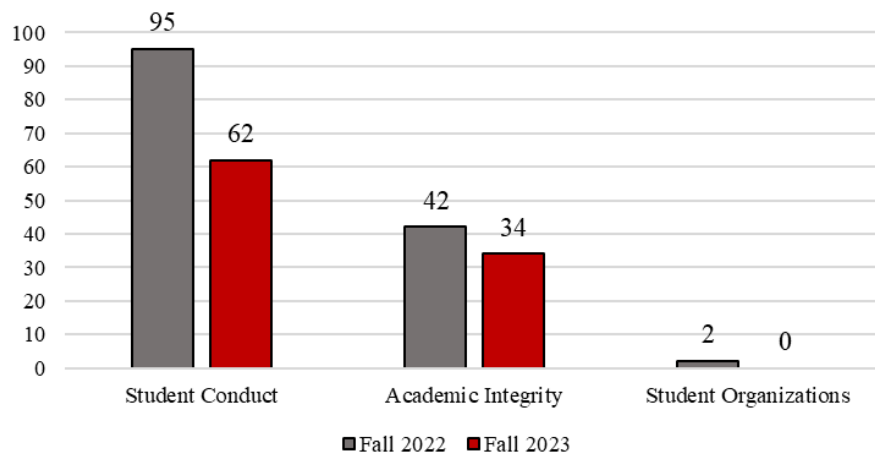
Sanctions of Interest



University Proceedings

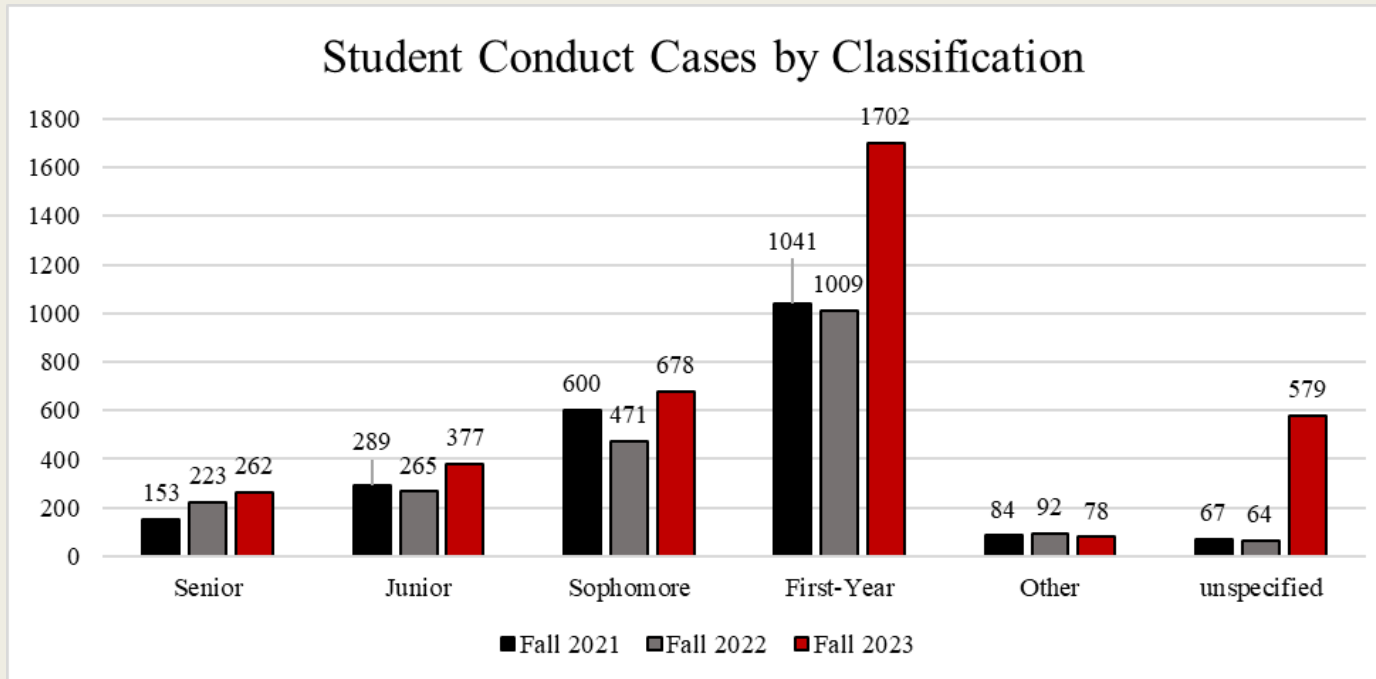


Recidivism Rates



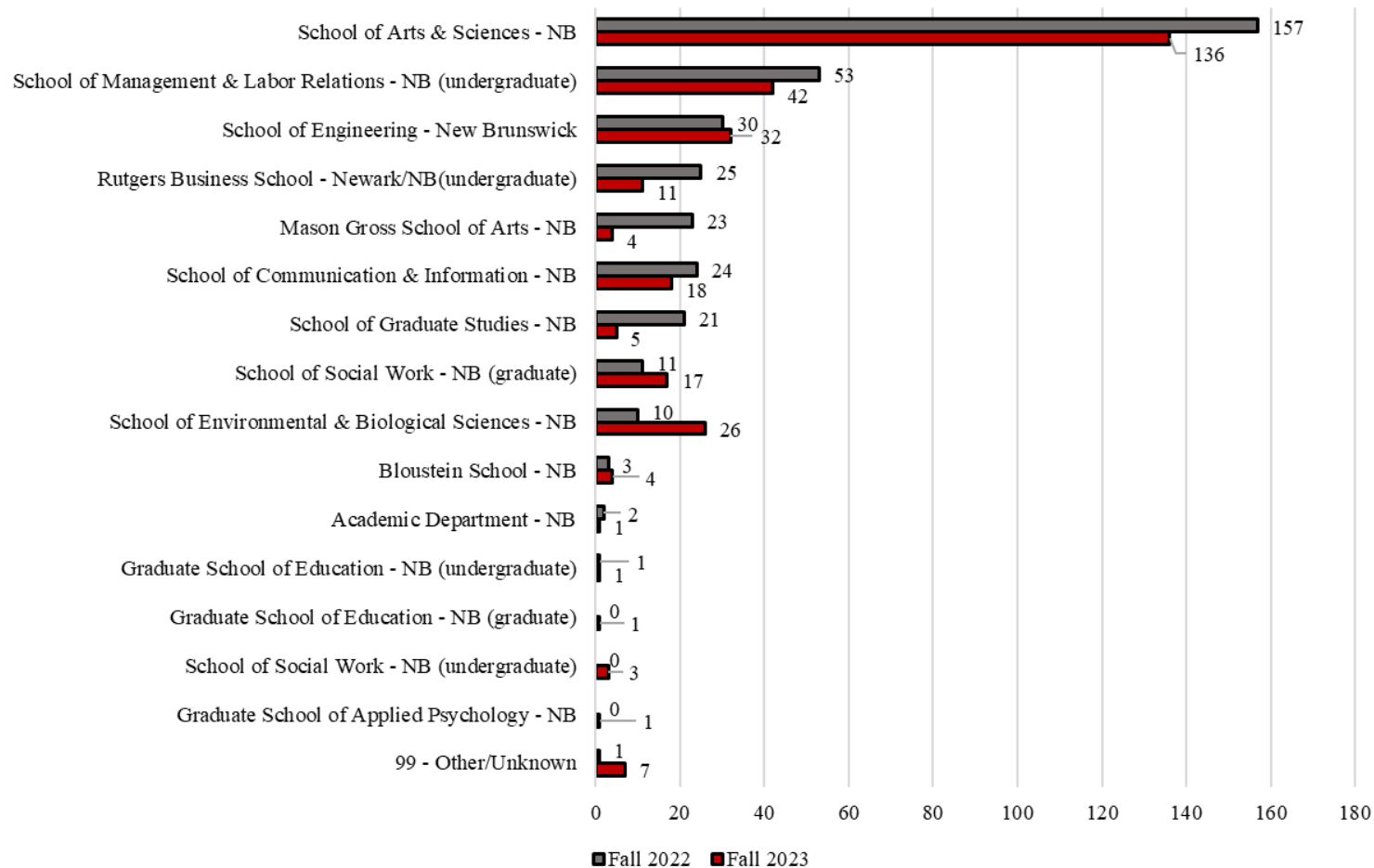
- In Fall 2023, the number of **students suspended as the result of a conduct violation doubled**, although the number remains low compared to the overall population of students.
- The number of conduct & academic integrity **cases going to an appeal or hearing remain high**. These numbers have increased significantly when compared to 2021.
- Student conduct and academic integrity **recidivism rates have decreased**, indicating we are seeing less repeat offenders in Fall 2023.

Demographic Data



- First-Year students continue to account for the majority of student conduct violations. The numbers steadily decrease as students move towards senior year.

Number of Academic Integrity Reports by Academic School



SAS continues to report the highest volume of academic integrity violations. This is in line with expectations as the majority of students are enrolled in SAS (about 19,339/43,859).